

BEIJING HUADE HYDRAULIC INDUSTRIAL GROUP CO.,LTD.	Check valve cartridge Type M-SR			RE 23000/12.2004
	Size 8 to 30	up to 31.5 MPa	up to 400L/min	

Features:

- For installation in manifold blocks as right angled check valve cartridge
- Leakfree closure in one direction
- 6 opening pressures, optional

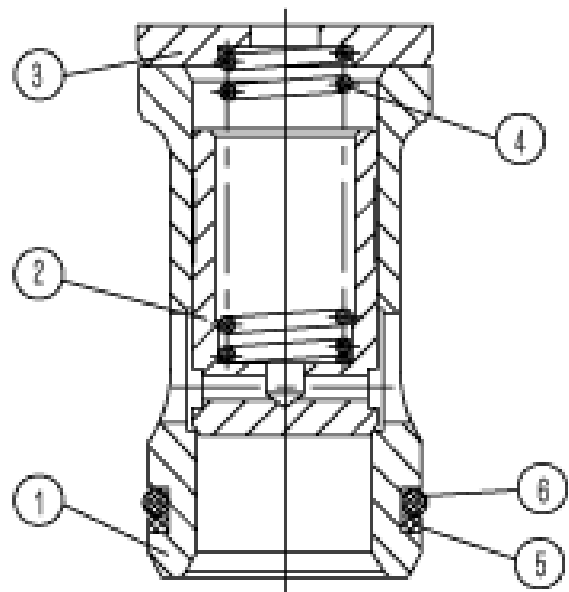


Functions,section,symbols

The check valve type M-SR has the task of, preferably closing a flow in one direction and to permit free flow in the opposite direction.

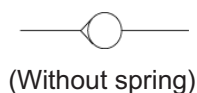
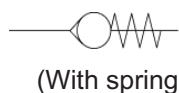
The valve including valve sleeve(1),spool (2),spring seat(3) and springs(4).

It is mainly used in the outlet of pump as back pressure and side through valves.



- | | |
|-----------------|-----------|
| 1. Housing | 2. Poppet |
| 3. Spring valve | 4.Spring |
| 5.Seal ring | 6.O-ring |

Symbols



Ordering details

M-SR KE 10 B *

Check valve =M-SR

Further details in clear text

Size 8	=8
Size 10	=10
Size 15	=15
Size 20	=20
Size 25	=25
Size 30	=30

No code = Mineral oils
V = Phosphate ester

B = The technology of Beijing Huade Hydraulic

Right angled check valve cartridge = KE

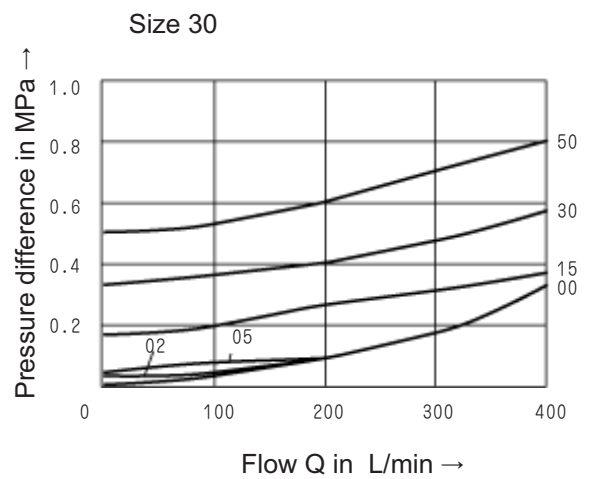
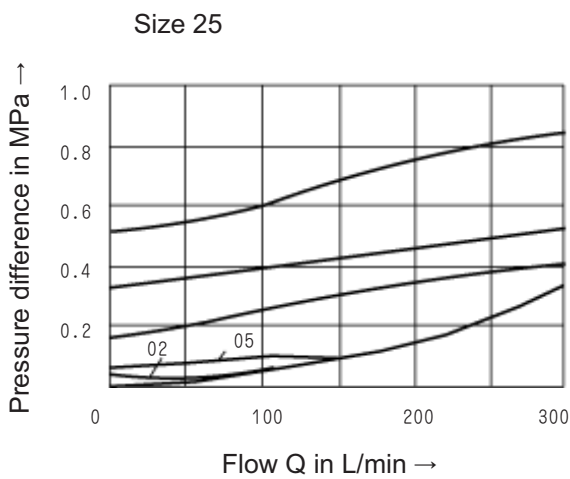
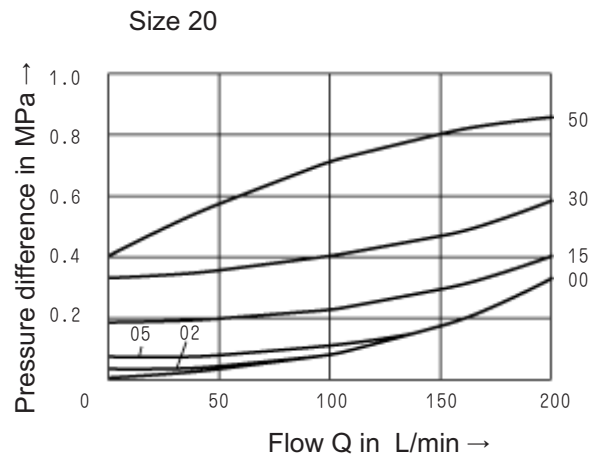
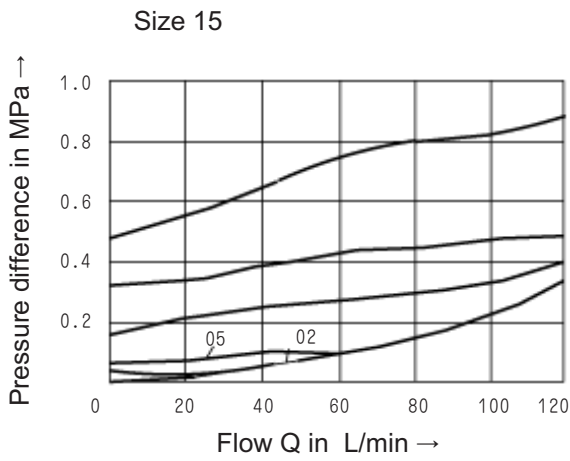
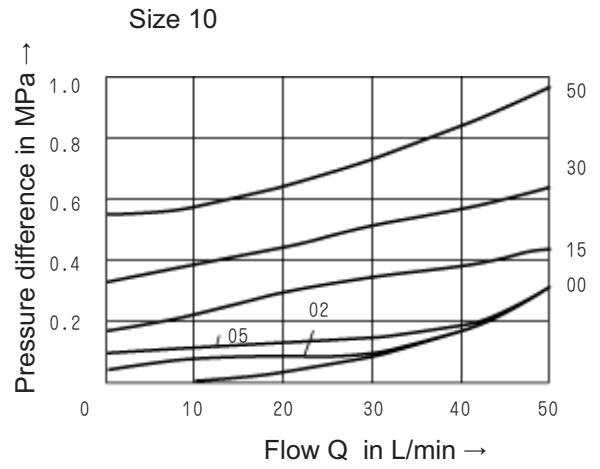
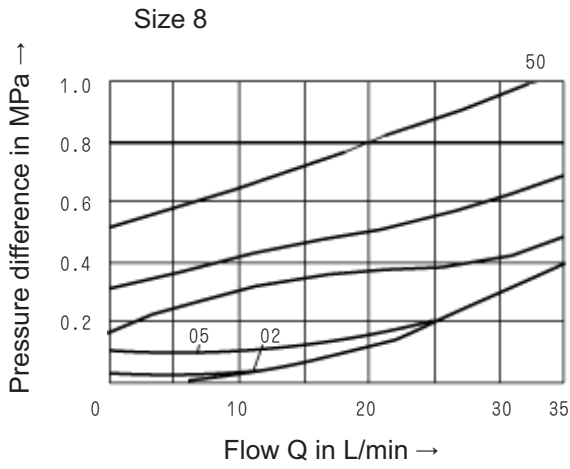
10= Series 10 to 19
(10 to 19 = unchanged installation and connection dimensions)

Without spring (not with straight line check valve)	=00	
Cracking pressure see operating curves	} (standard)	=02
		=05
		=15
		=30
		=50

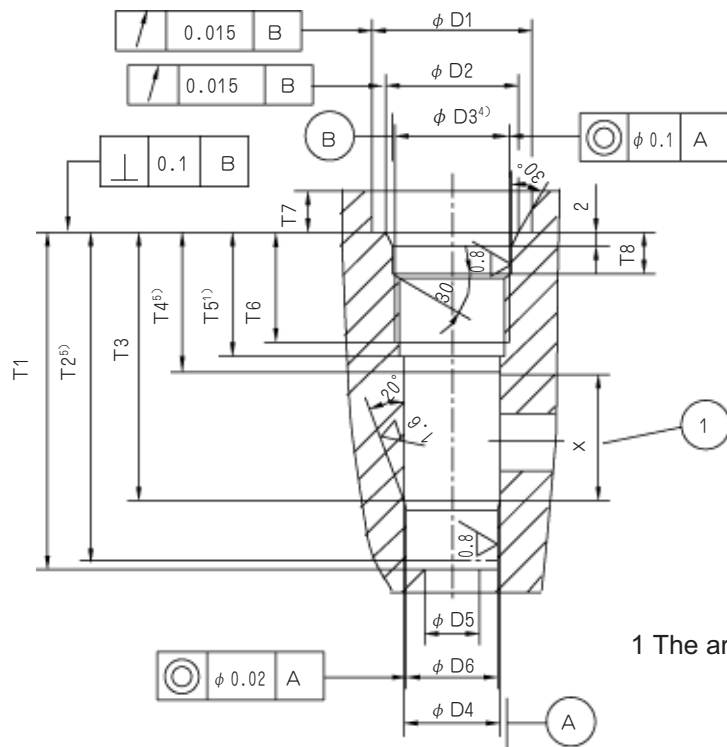
Technical data (for applications outside these parameters, please consult us!)

Max.pressure	(MPa)	Up to 31.5
Max.flow	(MPa)	See characteristic curves
Pressure fluid	(L/min)	See characteristic curves
operating fluid		Mineral oil or phosphate ester
Pressure fluid temperature range	(°C)	-30 to +80
Viscosity range	(mm ² /s)	2.8 to 500
Fluid cleanliness		Maximum permissible degree of contamination of the pressure fluid is to NAS 1638 class 9. We therefore recommend a filter with a minimum retention rate of $\beta_{10} \geq 75$.

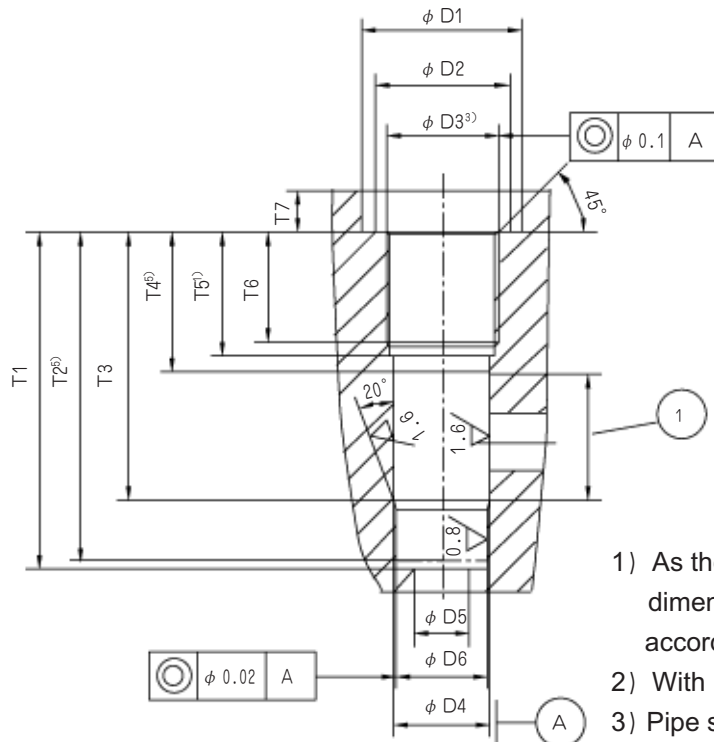
Characterical Curves (measured at $v = 41\text{mm}^2/\text{S}$ and $t = 50^\circ\text{C}$)



Installation bore: Right angled check valve cartridge



1 The area for downstream bore

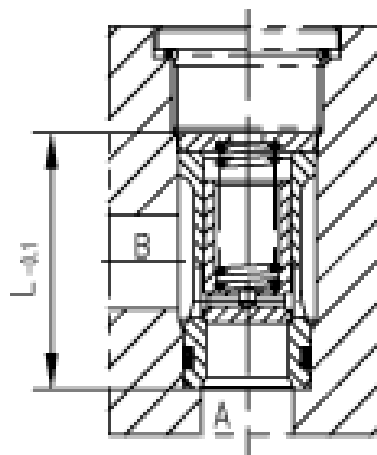


- 1) As the cartridge descent, $T5$ dimensions are enlarged accordingly.
- 2) With NBR seal
- 3) Pipe screw "G..." accord to ISO 228/1
- 4) Metric ISO-fine thread to DIN13
- 5) The depth of clearance

Installation bore: Right angled check valve cartridge

(Dimensions in mm)

Size	L-0.1
8	36.3
10	39.3
15	45.8
20	55.3
25	74.3
30	83.3



Right angled check valve cartridge

Installation bore: Right angled check valve cartridge

(Dimensions in mm)

Size	P (MPa)	φ D1	φ D2	D3	H8 φ D4	φ D5	H7 φ D6
8	31.5	23	17.1	G3/8"	14	8	13
10	31.5	28	21.4	G1/2"	18	10	17
15	31.5	33	26.8	G3/4"	24	15	22
20	31.5	41	33.8	G1"	30	20	28
25	31.5	51	42.5	G1 1/4"	38	25	36
30	31.5	56	48.5	G1 1/2"	44	30	42
25	31.5	56 ^{+0.5}	44H8	M42 × 1.5	38	25	36
30	31.5	62 ^{+0.5}	50H8	M48 × 1.5	44	30	42

Size	T1 ^{+0.1}	T2	T3	T4	T5	T6	T7	T8 ^{+0.2}	X (kg)	Weight Z
8	48.5	47.5	38.5	20	15	12	6	-	18	0.05
10	53.5	52.5	43.5	24	18	14	6	-	19	0.05
15	62	60.5	50	26	20.5	16	6	-	24	0.05
20	71.5	70	56.5	26	20.5	16	7	-	30	0.05
25	90.5	88	72.5	28	22	16	7	-	43	0.1
30	99.5	96.5	79.5	31	22	16	7	-	48	0.1
25	106.5	104	88.5	45	39	33	5	12	43	-
30	115.5	112.5	95.5	48	39	33	5	12	48	-

Notice

1. The fluid must be filtered. Minimum filter fineness is 20 μm .
2. The tank must be sealing up and an air filter must be installed on air entrance.
3. Products without subplate when leaving factory, if need them, please ordering specially.
4. Valve fixing screws must be high intensity level (class 10.9). Please select and use them according to the parameter listed in the sample book.
5. Roughness of surface linked with the valve is required to $\frac{0.8}{\nabla}$.
6. Surface finish of mating piece is required to 0.01/100mm.